



अखिल भारतीय आयुर्विज्ञान संस्थान, रायपुर (छत्तीसगढ़)
All India Institute of Medical Sciences, Raipur (Chhattisgarh)
Tatibandh, GE Road,
Raipur-492 099 (CG)
www.aiimsraipur.edu.in

No. AIIMS/R/CS/Patho/14-30/24/E-16596/PAC/A

Date: 22/03/2024

Call for Objections

Subject: - PAC Tender for procurement of Fully Automated IHC System – Ventana benchmark 'GX' for Department of Pathology & Lab Medicine at AIIMS Raipur on Proprietary basis – Inviting Comments Thereon.

The institute is in the process to purchase as a PAC item through GFR-166 (III) "Fully Automated IHC System – Ventana benchmark GX" for Department of Pathology & Lab Medicine at AIIMS Raipur from firm M/s Roche Diagnostics India Pvt. Ltd. c/o Awfis Space Solutions, East Kolkata, West Bengal. The proposal submitted by department of Pathology & Lab Medicine at AIIMS, Raipur and PAC Certifications are attached which is to be upload on website.

The above documents are being uploaded for open information to submit objections/comments, if any form any manufacturer/dealer/distributor regarding proprietary nature of the items within 15 days from the date of issue/ upload of notification by reference no. AIIMS/R/CS/Patho/14-30/24/E-16596/PAC. The comments should be sent to Stores Officer, AIIMS, Raipur on or before **07/04/2025 up to 3.00 PM** or email on store@aiimsraipur.edu.in, failing which it will be presumed that any other manufacturer/dealer/distributor having no comment to offer and case will be decided on merits.

Encl:-

1. Certificate for Purchase of Proprietary Article.


Stores Officer,
भंडार अधिकारी (वि. कय)
AIIMS, Raipur (CG)
Stores Officer (CP)
एम्स, रायपुर (छ.ग.)
AIIMS Raipur (C.G.)



अखिलभारतीय आयुर्विज्ञानसंस्थान, रायपुर (छ.ग.)
All India Institute of Medical Sciences, Raipur (Chhattisgarh)
Tatibandh, GE Road,
Raipur-492 099 (CG)
www.aiimsraipur.edu.in



स्वामित्वप्रमाणपत्र
Proprietary Article Certificate

फाइल संख्या औरसंदर्भ File Number and Reference		
1	सामाग्रीकाविवरण Description of article	Fully Automated IHC System "VENTANA Benchmark GX"
2	पूर्वानुमानितमात्रा / वार्षिकआवश्यकता Forecast of quantity/annual requirement	As Per PPRF
3	उपरोक्तमात्रा हेतुअनुमानितमूल्य Approximate estimated value for above	As Per PPRF
4	निर्माताकानाम एवं पता Maker's name and address	M/S Roche Diagnostics India Pvt. L C/o. Awfi's Apote. Solution Pvt. L. East Kolkata, West Bengal - 70010.
5	अधिकृतडीलर / स्टॉकिस्टकानाम Name(s) of authorised dealers/stockists	" " "
6	मैंपी ए सी के आधारपरउपरोक्त खरीदकोस्वीकारकरताहूँऔर यह प्रमाणित करताहूँकि: नोट- (बी), (सी-1) या (सी-2) में से केवल एक कोबनाए रखने के लिए टिककरें, जोभीलागूहोऔरदूसरोकोकाटदें।कृपया (ए) टिककरपुष्टिकरेंइसकेबिनापीएसीप्रमाणपत्र अवैध होगा I approve the above purchase on PAC basis and certify that:- Note- Tick to retain only one out of (b), (c-1) or (c-2) whichever is applicable and cross out others. Please do confirm (a) by ticking it - without which PAC certificate will be invalid.	
6 (a)	यह एकमात्र फर्महैजोइसमदकानिर्माण / संग्रहणकररहाहै। और This is the only firm who is manufacturing /stocking this item. AND	✓
6 (b)	किसीअन्य फर्म द्वारासमरूपमदनिर्मित / विक्रय नहीं कियाजाताहै, जिसकाउपयोगइसकेबदलेकियाजासकताहै।अथवा A similar article in not manufacturing/sold by any other firm, which could be used in lieu OR	✓
6 (c-1)	कोईअन्य मेक / ब्रांडनिम्नलिखितकारणों (जैसेओईएम / वारंटी के) के लिए उपयुक्त नहीं होगा।अथवा No other make/brand will be suitable for following tangible reasons (like OEM/warranty spares): OR	
	

6 (c)	कोई अन्य मेक / ब्रांड निम्नलिखित कारणों से उपयुक्त नहीं होगा (अगर पीएसी पिछले खरीद में भी दिया गया था, तो कृपया इसके बाद से अधिक स्रोतों का पता लगाने के लिए प्रयास करें) तथा No other make/brand will be suitable for following intangible reasons (if PAC was also given in the last procurement cycle, please also bring out efforts made since then to locate more sources): OR	
	प्रस्ताव के लिए वित्त शाखा की सहमति का संदर्भ (कार्रवाई भंडार और लेखा विभाग द्वारा की जायेगी) Reference of concurrence of finance wing to the proposal (Action will be taken by stores & Account Department)	

पिछले तीन सालों में इस मद की पीएसी खरीद का इतिहास नीचे दिया जा सकता है (यदि कोई हो) History of PAC purchase of this item for past three years may be given below (if any) -NA-			
प्रदायक का नाम Name of the Supplier			
आदेश / निविदा संदर्भ और दिनांक Order/Tender reference & Date	आदेशित मात्रा Quantity Ordered	आदेश पर मूल दर (<input type="checkbox"/>) Basic Rate on order (<input checked="" type="checkbox"/>)	प्रतिकूल प्रदर्शन रिपोर्ट अगर कोई हो Adverse Performance Reported if any
-NA-	-NA-	-NA-	-NA-

अनुमोदन करने वाले प्राधिकारी का हस्ताक्षर.....

दिनांक 19.8.24

अधिकारी का पदनाम.....



DocuSign Envelope ID: 4992489B-47BC-4142-A7A4-5DDE24DA4DC8

Ventana Medical Systems, Inc.
A member of the Roche Group
1910 E. Innovation Park Drive
Tucson, AZ 85755 USA

26 June 2020

Proprietary Certificate

Dear Sir/Madam,

This is to certify M/s Ventana Medical Systems, Inc, a member of the Roche Group, is the legal manufacturer and/or distributor for below listed products.

M/s Roche Diagnostics India Pvt Ltd, having its registered office in 501 B, Silver Utopia, Cardinal Gracious Road, Chakala, Andheri East. Mumbai-400069, India, a member of the Roche Group and an affiliate of M/s Ventana Medical Systems, Inc., is responsible for the sale & service of the equipment including its spare parts, accessories etc.

Product name	GMMI no	Physical Manufacturer
BenchMark GX	5894662001	M/s Ventana Medical Systems, Inc., 1910 E. Innovation Park Drive Tucson, AZ 85755 USA

The following assays are proprietary to Ms. Ventana Medical Systems and run on Benchmark GX instruments. Ms. Ventana Medical Systems has not validated the performance of these assays on instruments other than Ventana's Benchmark instruments.

VENTANA ALK (D5F3)

Intended for the qualitative detection of the anaplastic lymphoma kinase (ALK) protein in formalin-fixed, paraffin-embedded (FFPE) non-small cell lung carcinoma (NSCLC) tissue stained on BenchMark IHC/ISH instruments including BenchMark GX automated staining instrument

- Indicated and approved as an aid in identifying patients eligible for treatment with XALKORI® (crizotinib), ZYKADIA® (ceritinib), or ALECENSA® (alectinib)
- VENTANA anti-BRAF V600E (VE1) Mouse Monoclonal Primary Antibody (VENTANA anti-BRAF V600E (VE1) antibody)



- Intended for the qualitative detection of BRAF V600E protein in formalin-fixed, paraffin-embedded tissue sections
- Ready to use on BenchMark GX instruments with the OptiView DAB IHC Detection Kit and ancillary reagents
- Part of the VENTANA MMR IHC Panel

VENTANA MMR IHC

Includes VENTANA anti-BRAF V600E (VE1) antibody, VENTANA anti-MLH1 (M1) Mouse Monoclonal Primary Antibody, VENTANA anti-PMS2 (A16-4) Mouse Monoclonal Primary Antibody, VENTANA anti-MSH2 (G219-1129) Mouse Monoclonal Primary Antibody and VENTANA anti-MSH6 (SP93) Rabbit Monoclonal Primary Antibody

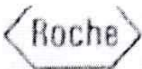
- Indicated and approved for the detection of mismatch repair protein deficiency as a test for the identification of individuals at risk for Lynch syndrome in patients diagnosed with colorectal cancer (CRC), and, with BRAF V600E status, as an aid to differentiate between sporadic and probable Lynch syndrome CRC in the absence of MLH1 protein expression

VENTANA PD-L1 (SP263) Assay

- Intended for the qualitative detection of the programmed death ligand 1 (PD-L1) protein in formalin-fixed, paraffin-embedded (FFPE) non-small cell lung cancer (NSCLC), urothelial carcinoma (UC) and other tumor tissues stained with OptiView DAB IHC Detection Kit
- Indicated as an aid in identifying patients for treatment with KEYTRUDA® (pembrolizumab) & may be associated with enhanced survival from OPDIVO® (nivolumab). VENTANA PD-L1 (SP263) Assay is intended for identifying Urothelial Carcinoma patients who may benefit from IMFINZI™ (durvalumab).

VENTANA PD-L1 (SP142) Assay

- Intended for the immunohistochemical assessment of the programmed death-ligand 1 (PD-L1) protein in tumor cells and tumor-infiltrating immune cells in formalin-fixed, paraffin-embedded (FFPE) tissues indicated below stained with OptiView DAB IHC Detection Kit and OptiView Amplification Kit, stained on BenchMark IHC/ISH automated staining instruments including BenchMark GX.



- Test results of all the above product should be interpreted by a qualified pathologist in conjunction with histological examination, relevant clinical information, and proper controls.

These products are intended for in vitro diagnostic (IVD) use.


Sincerely

Ventana Medical Systems, Inc.

DocuSigned by:
By: Christoph Majewski

Christoph Majewski

VP and LCL, CDx

Roche Legal: 

✓
Christoph Majewski